

Lot

1A, 1B, 2B, 1C,
1D, 2A

28, 27A, 27B,
28A, 27

Vendor

MICHAEL FINN - CLOONMEEN ERRILL RATHDOWNEY CO. LAOIS

BRENDAN HICKEY - MILLBROOK URLINGFORD CO KILKENNY

LOT 1A

FR (75%),HO (22%)

372216062130900 (900) EBI €84

25-Feb-2024 Female

<i>Overall Indexes</i>	EBI	EBI Rel	Milk	Fert	Carbon	Calv	Beef	Maint	Mgmt	Health
	€84	55%	-€50	€49	€21	-€21	€20	€38	€1	€27
<i>Milk Traits</i>	Milk Kg	Fat Kg	Prot Kg	Fat %	Prot %					
	-130	-9.25	-6.51	-0.07	-0.04					
<i>Fertility Traits</i>	CI	Survival								
	-2.8(days)	.9(%)								
<i>Calving Traits</i>	Gestation	Risk of dairy heifer calving diff		Heifer cdiff (%)	Cow cdiff (%)					
	-23(days)	N/A		8.8 (Rel:57%)	3.2 (Rel:61%)					

Owner Michael Finn. Cloonmeen, Errill, Rathdowney Co. Laois

Sire Sire Verified (SNP)

Dam's Sire

Lismulligan Excalibur (FR4424) €65

Firoda Martell 10 (FZZ)

LOT 1B

HO (88%)

372216062150943 (943)

20-Mar-2025 Female

<i>Overall Indexes</i>	EBI	EBI Rel	Milk	Fert	Carbon	Calv	Beef	Maint	Mgmt	Health
						-€8	€19	€14	€2	
<i>Milk Traits</i>	Milk Kg	Fat Kg	Prot Kg	Fat %	Prot %					
<i>Fertility Traits</i>	CI	Survival								
	(days)	(%)								
<i>Calving Traits</i>	Gestation	Risk of dairy heifer calving diff		Heifer cdiff (%)	Cow cdiff (%)					
	-69(days)	N/A		8 (Rel:46%)	3 (Rel:49%)					

Owner Michael Finn. Cloonmeen, Errill, Rathdowney Co. Laois

Sire

Dam's Sire

LOT 1C

FR (88%),HO (9%)

372216062190930 (930) EBI €126

12-Feb-2025 Female

<i>Overall Indexes</i>	EBI	EBI Rel	Milk	Fert	Carbon	Calv	Beef	Maint	Mgmt	Health
	€126	54%	-€52	€77	€21	€9	€6	€31	€8	€27
<i>Milk Traits</i>	Milk Kg	Fat Kg	Prot Kg	Fat %	Prot %					
	-110	-5.7	-7.63	-0.03	-0.07					
<i>Fertility Traits</i>	CI	Survival								
	-4.2(days)	1.7(%)								
<i>Calving Traits</i>	Gestation	Risk of dairy heifer calving diff		Heifer cdiff (%)	Cow cdiff (%)					
	-2.18(days)	N/A		6.4 (Rel:55%)	2.6 (Rel:60%)					

Owner Michael Finn. Cloonmeen, Errill, Rathdowney Co. Laois*Sire* Sire Verified (SNP)*Dam's Sire***Lismulligan Excalibur (FR4424) €65****Sliabhnambon Tony 18 (372212774781438)****LOT 1D**

FR (88%),HO (13%)

372216062130933 (933) EBI €146

20-Feb-2025 Female

<i>Overall Indexes</i>	EBI	EBI Rel	Milk	Fert	Carbon	Calv	Beef	Maint	Mgmt	Health
	€146	56%	-€34	€79	€20	€0	€23	€36	€2	€20
<i>Milk Traits</i>	Milk Kg	Fat Kg	Prot Kg	Fat %	Prot %					
	-35	-6.67	-3.42	-0.09	-0.04					
<i>Fertility Traits</i>	CI	Survival								
	-4.3(days)	1.8(%)								
<i>Calving Traits</i>	Gestation	Risk of dairy heifer calving diff		Heifer cdiff (%)	Cow cdiff (%)					
	-1.55(days)	N/A		7.8 (Rel:57%)	2.9 (Rel:62%)					

Owner Michael Finn. Cloonmeen, Errill, Rathdowney Co. Laois*Sire* Sire Verified (SNP)*Dam's Sire***Lismulligan Excalibur (FR4424) €65****Bloemplaats Hoeve Ewoud (FR4317)**

LOT 2A

FR (88%),HO (13%)

372216062140934 (934) EBI €101

20-Feb-2025 Female

<i>Overall Indexes</i>	EBI	EBI Rel	Milk	Fert	Carbon	Calv	Beef	Maint	Mgmt	Health
	€101	56%	-€37	€65	€24	-€7	-€2	€31	€9	€18
<i>Milk Traits</i>	Milk Kg	Fat Kg	Prot Kg	Fat %	Prot %					
	-78	-8.63	-3.98	-0.10	-0.02					
<i>Fertility Traits</i>	CI	Survival								
	-3.6(days)	1.4(%)								
<i>Calving Traits</i>	Gestation	Risk of dairy heifer calving diff	Heifer cdiff (%)	Cow cdiff (%)						
	-1.65(days)	N/A	7.3 (Rel:57%)	2.9 (Rel:62%)						

Owner Michael Finn. Cloonmeen, Errill, Rathdowney Co. Laois*Sire* Sire Verified (SNP)*Dam's Sire***Lismulligan Excalibur (FR4424) €65****Bernard 28 (FR2306)****LOT 2B**

FR (75%),HO (22%)

372216062120940 (940) EBI €89

25-Feb-2025 Female

<i>Overall Indexes</i>	EBI	EBI Rel	Milk	Fert	Carbon	Calv	Beef	Maint	Mgmt	Health
	€89	56%	-€32	€57	€16	-€20	€19	€31	€2	€17
<i>Milk Traits</i>	Milk Kg	Fat Kg	Prot Kg	Fat %	Prot %					
	33	-5.86	-2.31	-0.12	-0.06					
<i>Fertility Traits</i>	CI	Survival								
	-3.3(days)	1.1(%)								
<i>Calving Traits</i>	Gestation	Risk of dairy heifer calving diff	Heifer cdiff (%)	Cow cdiff (%)						
	.17(days)	N/A	7.2 (Rel:57%)	2.8 (Rel:61%)						

Owner Michael Finn. Cloonmeen, Errill, Rathdowney Co. Laois*Sire* Sire Verified (SNP)*Dam's Sire***Lismulligan Excalibur (FR4424) €65****Firoda Martell 10 (FZZ)**


Michael G Maher

Nodstown Lower

Boherlahan

Cashel Co Tipperary

Overall Traits	EBI	EBI Rel.	Milk	Fertility	Carbon	Calving	Beef	Maint.	Mgmt.	Health
Group Average	€172	57%	€37	€82	€10	€22	€-1	€15	€-1	€9
Milk Traits	Milk Kg	Fat Kg	Protein Kg	Fat %	Protein %					
Group Average	-53	4.37	3.16	0.12%	0.09%					

LOT 3A **GENOTYPED** 
372219638223094 (3094) EBI €179

HO (59%),JE (22%)
 19-Feb-2025 Female

<i>Overall Indexes</i>	EBI	EBI Rel	Milk	Fert	Carbon	Calv	Beef	Maint	Mgmt	Health
	€179	61%	€22	€123	€21	€16	€2	-€10	-€1	€5
<i>Milk Traits</i>	Milk Kg	Fat Kg	Prot Kg	Fat %	Prot %					
	-459	.59	-4.28	0.35	0.21					
<i>Fertility Traits</i>	CI	Survival								
	-7.2(days)	2.1(%)								
<i>Calving Traits</i>	Gestation	Risk of dairy heifer calving diff		Heifer cdiff (%)		Cow cdiff (%)				
	-2.7(days)	N/A		7.3 (Rel:63%)		3 (Rel:67%)				

Sire Sire Verified (SNP)
(Ig)Bauravilla Pistol Srm (FR7047) €195

Dam's Sire
(Ig) Nextgen Brigade (FR2007)

Yield Data of Dam :372219638262249Dam Verified (SNP) €206

Milk Kgs	BF%	PR%	BfKgs	PrKgs	SCC	Days	Lact	Calving Date
3456	5.55	4.36	192	151	112	301	1	06-02-20
4088	5.53	4.20	226	172	86	257	2	21-02-21
4606	3.52	4.11	162	189	258	253	3	16-03-22
5791	5.81	3.92	336	227	122	305	4	15-02-23
5327	5.74	3.77	306	201	293	279	5	24-02-24
4396	4.65	3.93	205	173	1237	240	6	19-02-25

LOT 3A **GENOTYPED** 
372219638243088 (3088) EBI €200

HO (78%),FR (16%)
 18-Feb-2025 Female


<i>Overall Indexes</i>	EBI	EBI Rel	Milk	Fert	Carbon	Calv	Beef	Maint	Mgmt	Health
	€200	56%	€47	€103	€14	€34	-€11	€7	-€1	€7
<i>Milk Traits</i>	Milk Kg	Fat Kg	Prot Kg	Fat %	Prot %					
	-59	4.02	4.65	0.11	0.12					
<i>Fertility Traits</i>	CI	Survival								
	-6.3(days)	1.4(%)								
<i>Calving Traits</i>	Gestation	Risk of dairy heifer calving diff		Heifer cdiff (%)		Cow cdiff (%)				
	-3.94(days)	N/A		5.5 (Rel:64%)		2.1 (Rel:68%)				

Sire Sire Verified (SNP)
(Ig)Bridestream Mollify Srm (FR9022) €229

Dam's Sire
(Ig) Gabriel Zoro (FR4337)

Yield Data of Dam :372219638252495Dam Verified (SNP) €135

Milk Kgs	BF%	PR%	BfKgs	PrKgs	SCC	Days	Lact	Calving Date
3824	4.26	4.00	163	153	64	305	1	30-01-22
5798	4.18	3.85	242	223	136	287	2	20-02-23
5797	4.66	3.90	270	226	67	305	3	08-02-24
6973	4.26	3.87	297	270	59	294	4	18-02-25

LOT 3A **GENOTYPED** 
372219638283042 (3042) EBI €194

HO (78%),FR (16%)
 05-Feb-2025 Female

<i>Overall Indexes</i>	EBI	EBI Rel	Milk	Fert	Carbon	Calv	Beef	Maint	Mgmt	Health
	€194	54%	€65	€55	€2	€16	€12	€28	€1	€16
<i>Milk Traits</i>	Milk Kg	Fat Kg	Prot Kg	Fat %	Prot %					
	121	11.08	7.88	0.11	0.07					
<i>Fertility Traits</i>	CI	Survival								
	-2.9(days)	1.4(%)								
<i>Calving Traits</i>	Gestation	Risk of dairy heifer calving diff		Heifer cdiff (%)		Cow cdiff (%)				
	-2.7(days)	N/A		6.6 (Rel:68%)		2.6 (Rel:66%)				

Sire Sire Verified (SNP)


(Ig)Olcastletown Captain Srm (FR9034) €231

Dam's Sire

(Ig) Parkduv Mount Everest (PKR)

Yield Data of Dam :372219638222815Dam Verified (SNP) €119

Milk Kgs	BF%	PR%	BfKgs	PrKgs	SCC	Days	Lact	Calving Date
4610	3.89	3.48	179	160	24	268	1	05-02-25

LOT 3A **GENOTYPED** 
372219638223037 (3037) EBI €184

HO (72%),FR (25%)
 03-Feb-2025 Female

<i>Overall Indexes</i>	EBI	EBI Rel	Milk	Fert	Carbon	Calv	Beef	Maint	Mgmt	Health
	€184	55%	€53	€71	€9	€34	€1	€14	-€1	€2
<i>Milk Traits</i>	Milk Kg	Fat Kg	Prot Kg	Fat %	Prot %					
	-99	6.38	4.2	0.18	0.13					
<i>Fertility Traits</i>	CI	Survival								
	-3.8(days)	1.6(%)								
<i>Calving Traits</i>	Gestation	Risk of dairy heifer calving diff		Heifer cdiff (%)		Cow cdiff (%)				
	-4.37(days)	N/A		6.1 (Rel:63%)		2.5 (Rel:67%)				

Sire Sire Verified (SNP)


(Ig)Killalough Kaolin Srm (FR9848) €222

Dam's Sire

(Ig) Gabriel Zoro (FR4337)

Yield Data of Dam :372219638282655Dam Verified (SNP) €163

Milk Kgs	BF%	PR%	BfKgs	PrKgs	SCC	Days	Lact	Calving Date
3783	4.46	3.89	169	147	305	267	1	21-01-24
4979	4.02	3.60	200	179	41	256	2	03-02-25

LOT 3A GENOTYPED 
372219638253031 (3031) EBI €170

HO (75%),FR (25%)
 02-Feb-2025 Female

Overall Indexes	EBI	EBI Rel	Milk	Fert	Carbon	Calv	Beef	Maint	Mgmt	Health
	€170	54%	€30	€98	€4	€10	€17	€0	€3	€8
Milk Traits	Milk Kg	Fat Kg	Prot Kg	Fat %	Prot %					
	4	1.59	4.02	0.03	0.07					
Fertility Traits	CI	Survival								
	-5.4(days)	2.1(%)								
Calving Traits	Gestation	Risk of dairy heifer calving diff	Heifer cdiff (%)	Cow cdiff (%)						
	-3.19(days)	N/A	9.2 (Rel:68%)	3.2 (Rel:66%)						

Sire Sire Verified (SNP)


(Ig)Olcastletown Captain Srm (FR9034) €231

Dam's Sire

(Ig)Coolnasoon Dawn (FR7023)

Yield Data of Dam :372219638252792Dam Verified (SNP) €133

Milk Kgs	BF%	PR%	BfKgs	PrKgs	SCC	Days	Lact	Calving Date
4646	3.68	3.68	171	171	60	298	1	02-02-25

LOT 3B GENOTYPED 
372219638223053 (3053) EBI €171

HO (72%),FR (25%)
 10-Feb-2025 Female

Overall Indexes	EBI	EBI Rel	Milk	Fert	Carbon	Calv	Beef	Maint	Mgmt	Health
	€171	62%	€24	€93	€9	€33	€9	€7	-€9	€5
Milk Traits	Milk Kg	Fat Kg	Prot Kg	Fat %	Prot %					
	45	5.38	2.52	0.06	0.02					
Fertility Traits	CI	Survival								
	-5.4(days)	1.6(%)								
Calving Traits	Gestation	Risk of dairy heifer calving diff	Heifer cdiff (%)	Cow cdiff (%)						
	-3.76(days)	N/A	5.7 (Rel:65%)	2.4 (Rel:68%)						

Sire Sire Verified (SNP)


(Ig)Bauravilla Pistol Srm (FR7047) €195

Dam's Sire

(Ig) Nextgen Ykg Candy 593 (FR2385)

Yield Data of Dam :372219638262166Dam Verified (SNP) €200

Milk Kgs	BF%	PR%	BfKgs	PrKgs	SCC	Days	Lact	Calving Date
5462	4.00	3.54	219	193	109	275	1	12-02-20
7137	3.88	3.61	277	257	43	265	2	13-02-21
6461	3.79	3.51	245	226	67	305	3	30-01-22
7706	4.09	3.47	315	267	151	305	4	31-01-23
8047	3.79	3.47	305	279	79	305	5	04-02-24
7692	3.66	3.53	282	272	204	305	6	10-02-25

LOT 3B **GENOTYPED** 
372219638283050 (3050) EBI €176

HO (66%),FR (25%)
 08-Feb-2025 Female

<i>Overall Indexes</i>	EBI	EBI Rel	Milk	Fert	Carbon	Calv	Beef	Maint	Mgmt	Health
	€176	60%	€19	€89	€12	€21	-€2	€16	€1	€21
<i>Milk Traits</i>	Milk Kg	Fat Kg	Prot Kg	Fat %	Prot %					
	9	-2.35	3.67	-0.05	0.06					
<i>Fertility Traits</i>	CI	Survival								
	-4.7(days)	2.1(%)								
<i>Calving Traits</i>	Gestation	Risk of dairy heifer calving diff		Heifer cdiff (%)		Cow cdiff (%)				
	-2.89(days)	N/A		6.3 (Rel:64%)		2.5 (Rel:67%)				

Sire Sire Verified (SNP)


(Ig)Garrynagree Neilly Srm (FR7356) €220

Dam's Sire

(Ig) Cornaslieve Virginia (FR4760)

Yield Data of Dam :372219638252735Dam Verified (SNP) €137

Milk Kgs	BF%	PR%	BfKgs	PrKgs	SCC	Days	Lact	Calving Date
3393	4.37	3.72	148	126	25	260	1	28-01-24
5986	3.76	3.44	225	206	60	305	2	08-02-25

LOT 3B **GENOTYPED** 
372219638293027 (3027) EBI €173

HO (75%),FR (25%)
 29-Jan-2025 Female

<i>Overall Indexes</i>	EBI	EBI Rel	Milk	Fert	Carbon	Calv	Beef	Maint	Mgmt	Health
	€173	57%	€19	€75	€17	€42	-€22	€36	-€3	€9
<i>Milk Traits</i>	Milk Kg	Fat Kg	Prot Kg	Fat %	Prot %					
	-94	3.55	.19	0.13	0.06					
<i>Fertility Traits</i>	CI	Survival								
	-3.9(days)	1.9(%)								
<i>Calving Traits</i>	Gestation	Risk of dairy heifer calving diff		Heifer cdiff (%)		Cow cdiff (%)				
	-5.2(days)	N/A		5.3 (Rel:69%)		2.4 (Rel:65%)				

Sire Sire Verified (SNP)

(Ig)Monavrin Eli Srm (FR7890) €234

Dam's Sire

(Ig)Ballycarney Denman (FR6772)

Yield Data of Dam :372219638242825Dam Verified (SNP) €180

Milk Kgs	BF%	PR%	BfKgs	PrKgs	SCC	Days	Lact	Calving Date
3415	4.08	3.50	139	120	177	237	1	29-01-25

LOT 3B **GENOTYPED** 
372219638253048 (3048) EBI €179

HO (72%),FR (19%)
 07-Feb-2025 Female

<i>Overall Indexes</i>	EBI	EBI Rel	Milk	Fert	Carbon	Calv	Beef	Maint	Mgmt	Health
	€179	53%	€40	€90	€8	€11	€9	€2	-€1	€22
<i>Milk Traits</i>	Milk Kg	Fat Kg	Prot Kg	Fat %	Prot %					
	-123	4.69	2.36	0.17	0.12					
<i>Fertility Traits</i>	CI	Survival								
	-5.4(days)	1.4(%)								
<i>Calving Traits</i>	Gestation	Risk of dairy heifer calving diff	Heifer cdiff (%)	Cow cdiff (%)						
	-2.11(days)	N/A	7.2 (Rel:67%)	2.9 (Rel:65%)						

Sire Sire Verified (SNP)


(Ig)Olcastletown Captain Srm (FR9034) €231

Dam's Sire

(Ig)Coolnasoon Dawn (FR7023)

Yield Data of Dam :372219638292838Dam Verified (SNP) €197

Milk Kgs	BF%	PR%	BfKgs	PrKgs	SCC	Days	Lact	Calving Date
2900	4.29	3.83	124	111	58	228	1	07-02-25

LOT 4A **GENOTYPED** 
372219638283125 (3125) EBI €148

HO (78%),FR (19%)
 02-Mar-2025 Female

<i>Overall Indexes</i>	EBI	EBI Rel	Milk	Fert	Carbon	Calv	Beef	Maint	Mgmt	Health
	€148	55%	€20	€89	€11	€3	-€4	€12	€4	€13
<i>Milk Traits</i>	Milk Kg	Fat Kg	Prot Kg	Fat %	Prot %					
	-35	2.26	1.6	0.06	0.05					
<i>Fertility Traits</i>	CI	Survival								
	-4.9(days)	1.9(%)								
<i>Calving Traits</i>	Gestation	Risk of dairy heifer calving diff	Heifer cdiff (%)	Cow cdiff (%)						
	-1.66(days)	N/A	7.7 (Rel:64%)	2.7 (Rel:67%)						

Sire Sire Verified (SNP)

(Ig)Bridestream Mollify Srm (FR9022) €229

Dam's Sire

(Ig) Springhaven Supreme (FR4482)

Yield Data of Dam :372219638282671Dam Verified (SNP) €128

Milk Kgs	BF%	PR%	BfKgs	PrKgs	SCC	Days	Lact	Calving Date
3510	4.62	3.83	162	135	24	269	1	26-02-24
4960	4.44	3.76	220	186	61	282	2	02-03-25

LOT 4A **GENOTYPED** 
372219638233087 (3087) EBI €148

HO (72%),FR (28%)
 18-Feb-2025 Female

<i>Overall Indexes</i>	EBI	EBI Rel	Milk	Fert	Carbon	Calv	Beef	Maint	Mgmt	Health
	€148	58%	€43	€47	€10	€23	-€7	€26	€1	€6
<i>Milk Traits</i>	Milk Kg	Fat Kg	Prot Kg	Fat %	Prot %					
	-131	7.44	1.87	0.22	0.11					
<i>Fertility Traits</i>	CI	Survival								
	-2.2(days)	1.5(%)								
<i>Calving Traits</i>	Gestation	Risk of dairy heifer calving diff	Heifer cdiff (%)	Cow cdiff (%)						
	-4.03(days)	N/A	6.9 (Rel:63%)	2.8 (Rel:66%)						

Sire Sire Verified (SNP)
(Ig)Monavrin Eli Srm (FR7890) €234

Dam's Sire
(Ig) Ballygown Albert (FR4513)

Yield Data of Dam :372219638252454Dam Verified (SNP) €43

Milk Kgs	BF%	PR%	BfKgs	PrKgs	SCC	Days	Lact	Calving Date
5349	4.51	3.72	241	199	74	305	1	28-01-22
7024	4.31	3.75	303	263	55	305	2	17-02-23
7289	4.57	3.78	333	276	70	305	3	10-02-24
8573	4.23	3.76	363	322	93	294	4	18-02-25

LOT 4A **GENOTYPED** 
372219638253056 (3056) EBI €155

HO (75%),FR (22%)
 10-Feb-2025 Female


<i>Overall Indexes</i>	EBI	EBI Rel	Milk	Fert	Carbon	Calv	Beef	Maint	Mgmt	Health
	€155	56%	€48	€71	€3	€5	-€1	€21	€5	€4
<i>Milk Traits</i>	Milk Kg	Fat Kg	Prot Kg	Fat %	Prot %					
	134	8.01	6.69	0.05	0.04					
<i>Fertility Traits</i>	CI	Survival								
	-4.5(days)	.8(%)								
<i>Calving Traits</i>	Gestation	Risk of dairy heifer calving diff	Heifer cdiff (%)	Cow cdiff (%)						
	-1.77(days)	N/A	6.5 (Rel:63%)	2.5 (Rel:67%)						

Sire Sire Verified (SNP)
(Ig)Bridestream Mollify Srm (FR9022) €229

Dam's Sire
(Ig) Diamond Anton (FR2239)

Yield Data of Dam :372219638252438Dam Verified (SNP) €129

Milk Kgs	BF%	PR%	BfKgs	PrKgs	SCC	Days	Lact	Calving Date
4553	3.79	3.50	173	160	126	236	1	27-03-22
8809	3.58	3.36	315	296	23	305	2	15-02-23
7793	3.75	3.62	292	282	25	297	3	06-02-24
9383	3.73	3.45	350	324	23	305	4	10-02-25

LOT 4A **GENOTYPED** 
372219638233054 (3054) EBI €164

HO (78%),FR (22%)
 10-Feb-2025 Female


<i>Overall Indexes</i>	EBI	EBI Rel	Milk	Fert	Carbon	Calv	Beef	Maint	Mgmt	Health
	€164	60%	€49	€59	€12	€34	-€19	€39	-€6	-€4
<i>Milk Traits</i>	Milk Kg	Fat Kg	Prot Kg	Fat %	Prot %					
	-6	4.11	5.77	0.08	0.10					
<i>Fertility Traits</i>	CI	Survival								
	-2.8(days)	1.7(%)								
<i>Calving Traits</i>	Gestation	Risk of dairy heifer calving diff		Heifer cdiff (%)		Cow cdiff (%)				
	-4.23(days)	N/A		5.8 (Rel:64%)		2.3 (Rel:68%)				

Sire Sire Verified (SNP)
(Ig) Monavrin Eli Srm (FR7890) €234

Dam's Sire
(Ig) Gabriel Zoro (FR4337)

Yield Data of Dam :372219638292466Dam Verified (SNP) €183

Milk Kgs	BF%	PR%	BfKgs	PrKgs	SCC	Days	Lact	Calving Date
5164	4.03	3.44	208	178	123	296	1	26-01-22
6791	4.29	3.61	291	245	124	302	2	20-02-23
7229	4.15	3.84	300	277	845	299	3	11-02-24
7818	4.04	3.64	316	285	107	302	4	10-02-25

LOT 27 **GENOTYPED** 
372214534812517 (2517) EBI €208

HO (75%),FR (25%)
 28-Jan-2024 Female

<i>Overall Indexes</i>	EBI	EBI Rel	Milk	Fert	Carbon	Calv	Beef	Maint	Mgmt	Health
	€208	59%	€58	€101	€6	€41	€7	-€6	-€4	€5
<i>Milk Traits</i>	Milk Kg	Fat Kg	Prot Kg	Fat %	Prot %					
	-11	6.25	6.42	0.12	0.12					
<i>Fertility Traits</i>	CI	Survival								
	-6.1(days)	1.4(%)								
<i>Calving Traits</i>	Gestation	Risk of dairy heifer calving diff	Heifer cdiff (%)	Cow cdiff (%)						
	-4.33(days)	N/A	4.2 (Rel:64%)	2 (Rel:65%)						
<i>Owner</i>	Brendan Hickey. Millbrook, Urlingford, Co Kilkenny									

Yield Data

Milk Kgs	BF%	PR%	BfKgs	PrKgs	SCC	Days	Lact	Calving Date
6759	4.82	3.6	326	244	57	305	1	22-03-26 (proj)

Sire Sire Verified (SNP)

(Ig)Aghernbridge Milton (FR8403) €206

Dam's Sire

(Ig)Cappasouth Valet (FR6640)

LOT 27A **GENOTYPED** 
372214534822559 (2559) Brookbridge Tess 2559 EBI €173

FR (59%),HO (41%)
 16-Feb-2024 Female (PED)

<i>Overall Indexes</i>	EBI	EBI Rel	Milk	Fert	Carbon	Calv	Beef	Maint	Mgmt	Health
	€173	62%	-€10	€109	€21	€30	-€2	€9	-€7	€23
<i>Milk Traits</i>	Milk Kg	Fat Kg	Prot Kg	Fat %	Prot %					
	-78	-1.73	-2.14	0.02	0.01					
<i>Fertility Traits</i>	CI	Survival								
	-6.9(days)	1.2(%)								
<i>Calving Traits</i>	Gestation	Risk of dairy heifer calving diff	Heifer cdiff (%)	Cow cdiff (%)						
	-4.25(days)	N/A	6.7 (Rel:65%)	2.4 (Rel:65%)						
<i>Owner</i>	Brendan Hickey. Millbrook, Urlingford, Co Kilkenny									

Yield Data


Milk Kgs	BF%	PR%	BfKgs	PrKgs	SCC	Days	Lact	Calving Date
6537	4.84	3.61	316	236	59	305	1	14-03-26 (proj)

Sire Sire Verified (SNP)

Shangan Cameron 3 (SGC) €52

Dam's Sire

(Ig) Sallagh Pedro (SLP)

LOT 27B **GENOTYPED** 
372214534832527 (2527) EBI €218


HO (81%),FR (19%)
 30-Jan-2024 Female

<i>Overall Indexes</i>	EBI	EBI Rel	Milk	Fert	Carbon	Calv	Beef	Maint	Mgmt	Health
	€218	59%	€28	€108	€19	€40	-€14	€33	-€3	€7
<i>Milk Traits</i>	Milk Kg	Fat Kg	Prot Kg	Fat %	Prot %					
	-10	2.11	3.26	0.04	0.06					
<i>Fertility Traits</i>	CI	Survival								
	-6(days)	2.1(%)								
<i>Calving Traits</i>	Gestation	Risk of dairy heifer calving diff	Heifer cdiff (%)	Cow cdiff (%)						
	-5.13(days)	N/A	6.5 (Rel:64%)	2.5 (Rel:65%)						
<i>Owner</i>	Brendan Hickey. Millbrook, Urlingford, Co Kilkenny									

Yield Data

Milk Kgs	BF%	PR%	BfKgs	PrKgs	SCC	Days	Lact	Calving Date
6546	4.81	3.62	315	237	56	305	1	14-03-26 (proj)

Sire Sire Verified (SNP) *Dam's Sire*
(Ig)Vicisland Nifty (FR7944) €190 **(Ig) Clorane Dandyman (FR4600)**

LOT 28 **GENOTYPED** 
372214534882515 (2515) EBI €184


HO (72%),FR (28%)
 27-Jan-2024 Female

<i>Overall Indexes</i>	EBI	EBI Rel	Milk	Fert	Carbon	Calv	Beef	Maint	Mgmt	Health
	€184	56%	€40	€75	€14	€28	-€3	€16	-€1	€15
<i>Milk Traits</i>	Milk Kg	Fat Kg	Prot Kg	Fat %	Prot %					
	-321	5.25	-.87	0.33	0.19					
<i>Fertility Traits</i>	CI	Survival								
	-3.9(days)	1.9(%)								
<i>Calving Traits</i>	Gestation	Risk of dairy heifer calving diff	Heifer cdiff (%)	Cow cdiff (%)						
	-4.19(days)	N/A	6.1 (Rel:65%)	2.7 (Rel:66%)						
<i>Owner</i>	Brendan Hickey. Millbrook, Urlingford, Co Kilkenny									

Yield Data

Milk Kgs	BF%	PR%	BfKgs	PrKgs	SCC	Days	Lact	Calving Date
6056	0	0	0	0	75	305	1	30-01-26 (proj)

Sire Sire Verified (SNP) *Dam's Sire*
Ballintosig Star Trek (FR8862) €233 **(Ig) Bridestream Harold (HDJ)**

LOT 28A **GENOTYPED** 
372214534882531 (2531) EBI €271

HO (75%),FR (25%)
 01-Feb-2024 Female

<i>Overall Indexes</i>	EBI	EBI Rel	Milk	Fert	Carbon	Calv	Beef	Maint	Mgmt	Health
	€271	47%	€56	€84	€18	€72	-€10	€43	€0	€9
<i>Milk Traits</i>	Milk Kg	Fat Kg	Prot Kg	Fat %	Prot %					
	6	4.74	6.86	0.08	0.12					
<i>Fertility Traits</i>	CI	Survival								
	-6.1(days)	0(%)								
<i>Calving Traits</i>	Gestation	Risk of dairy heifer calving diff			Heifer cdiff (%)		Cow cdiff (%)			
	-4.42(days)	N/A			(Rel:%)		(Rel:%)			

Owner Brendan Hickey. Millbrook, Urlingford, Co Kilkenny

Yield Data

Milk Kgs	BF%	PR%	BfKgs	PrKgs	SCC	Days	Lact	Calving Date
6185	5.14	3.87	318	240	37	305	1	23-01-26 (proj)

Sire Sire Verified (SNP)
(Ig)Tinnakill Grandslam (FR9016) €264

Dam's Sire
(Ig) Springhaven Nua (FR4478)


Thomas Creagh

Ballybuggy

Rathdowney

Co Laois

Overall Traits	EBI	EBI Rel.	Milk	Fertility	Carbon	Calving	Beef	Maint.	Mgmt.	Health
Group Average	€191	56%	€31	€87	€12	€27	€2	€19	€1	€11
Milk Traits	Milk Kg	Fat Kg	Protein Kg	Fat %	Protein %					
Group Average	-64	3.67	2.42	0.11%	0.08%					

LOT 29 GENOTYPED 
372219697653461 (3461) EBI €156

HO (81%),FR (19%)
 09-Apr-2024 Female

<i>Overall Indexes</i>	EBI	EBI Rel	Milk	Fert	Carbon	Calv	Beef	Maint	Mgmt	Health
	€156	53%	€48	€45	€3	€26	€10	€7	€4	€14
<i>Milk Traits</i>	Milk Kg	Fat Kg	Prot Kg	Fat %	Prot %					
	71	4.56	6.67	0.03	0.07					
<i>Fertility Traits</i>	CI	Survival								
	-2.3(days)	1.1(%)								
<i>Calving Traits</i>	Gestation	Risk of dairy heifer calving diff	Heifer cdiff (%)	Cow cdiff (%)						
	-2.58(days)	N/A	5.5 (Rel:57%)	2.1 (Rel:57%)						


Owner Thomas Creagh. Ballybuggy, Rathdowney, Co Laois

Sire Sire Verified (SNP)
(372219697682838) €167

Dam's Sire
Hanrahan Royalty (FR4123)

Yield Data of Dam :372219697612344Dam Verified (SNP) €113

Milk Kgs	BF%	PR%	BfKgs	PrKgs	SCC	Days	Lact	Calving Date
4714	4.48	3.46	211	163	125	305	1	02-02-21
5222	3.84	3.51	201	183	38	255	2	10-04-22
7147	4.65	3.46	332	248	31	296	3	20-03-23
6832	3.90	3.35	267	229	49	303	4	09-04-24
8200	3.74	3.70	307	303	35	266	5	26-03-25

LOT 29A GENOTYPED 
372219697623459 (3459) EBI €143

HO (69%),FR (25%)
 08-Apr-2024 Female

<i>Overall Indexes</i>	EBI	EBI Rel	Milk	Fert	Carbon	Calv	Beef	Maint	Mgmt	Health
	€143	54%	€37	€48	€6	€24	-€9	€26	-€5	€16
<i>Milk Traits</i>	Milk Kg	Fat Kg	Prot Kg	Fat %	Prot %					
	-64	5.24	2.68	0.14	0.09					
<i>Fertility Traits</i>	CI	Survival								
	-3(days)	.6(%)								
<i>Calving Traits</i>	Gestation	Risk of dairy heifer calving diff	Heifer cdiff (%)	Cow cdiff (%)						
	-3.54(days)	N/A	6.2 (Rel:58%)	2.6 (Rel:58%)						

Owner Thomas Creagh. Ballybuggy, Rathdowney, Co Laois

Sire Sire Verified (SNP)
(372219697672853) €201

Dam's Sire
(Ig) Clohane Lucky Strike (FR4028)

Yield Data of Dam :372219697662167Dam Verified (SNP) €89

Milk Kgs	BF%	PR%	BfKgs	PrKgs	SCC	Days	Lact	Calving Date
4757	4.89	3.80	233	181	48	283	1	08-02-20
6208	5.21	3.81	323	236	62	286	2	04-03-21
5862	4.73	3.89	277	228	32	300	3	17-02-22
7397	4.88	3.74	361	277	42	305	4	20-02-23
8018	4.46	3.63	358	291	166	305	5	08-04-24

LOT 29B **GENOTYPED**
372219697673455 (3455) EBI €212

HO (78%),FR (16%)
 06-Apr-2024 Female

Overall Indexes	EBI	EBI Rel	Milk	Fert	Carbon	Calv	Beef	Maint	Mgmt	Health
	€212	53%	€58	€107	€9	€20	-€10	€14	€0	€13
Milk Traits	Milk Kg	Fat Kg	Prot Kg	Fat %	Prot %					
	-55	12.91	3.48	0.27	0.09					
Fertility Traits	CI	Survival								
	-5.3(days)	3(%)								
Calving Traits	Gestation	Risk of dairy heifer calving diff	Heifer cdiff (%)	Cow cdiff (%)						
	-2.82(days)	N/A	6.5 (Rel:59%)	2.5 (Rel:58%)						

Owner Thomas Creagh. Ballybuggy, Rathdowney, Co Laois

Sire Sire Verified (SNP)
(372219697622915) €209

Dam's Sire
(Ig) Kilfeacle Pivotal (FR4728)

Yield Data of Dam :372219697632932Dam Verified (SNP) €170

Milk Kgs	BF%	PR%	BfKgs	PrKgs	SCC	Days	Lact	Calving Date
4011	4.87	3.76	195	151	41	272	1	06-04-24
4966	5.28	3.88	262	193	103	257	2	04-04-25

LOT 29C **GENOTYPED**
372219697633443 (3443) EBI €220

HO (72%),FR (28%)
 30-Mar-2024 Female

Overall Indexes	EBI	EBI Rel	Milk	Fert	Carbon	Calv	Beef	Maint	Mgmt	Health
	€220	54%	€26	€108	€17	€42	-€13	€24	€4	€11
Milk Traits	Milk Kg	Fat Kg	Prot Kg	Fat %	Prot %					
	6	4.67	2.42	0.08	0.04					
Fertility Traits	CI	Survival								
	-6.4(days)	1.7(%)								
Calving Traits	Gestation	Risk of dairy heifer calving diff	Heifer cdiff (%)	Cow cdiff (%)						
	-4.84(days)	N/A	4.9 (Rel:57%)	2.3 (Rel:58%)						


Owner Thomas Creagh. Ballybuggy, Rathdowney, Co Laois

Sire Sire Verified (SNP)
(372219697662844) €231

Dam's Sire
Nextgen Galway (FR4203)

Yield Data of Dam :372219697692252Dam Verified (SNP) €182

Milk Kgs	BF%	PR%	BfKgs	PrKgs	SCC	Days	Lact	Calving Date
5231	4.21	3.39	220	177	78	283	1	13-03-21
6554	3.95	3.39	259	222	73	305	2	06-02-22
6124	3.74	3.34	229	205	30	248	3	05-05-23
6017	3.70	3.41	223	205	25	293	4	30-03-24

LOT 30 **GENOTYPED** 
372219697673397 (3397) EBI €171

HO (66%),FR (34%)
 04-Mar-2024 Female

Last Recorded Service: 03-Jul-2025 - AA2163

Expected Calving Date: 12-Apr-2026

<i>Overall Indexes</i>	EBI	EBI Rel	Milk	Fert	Carbon	Calv	Beef	Maint	Mgmt	Health
	€171	59%	€33	€69	€14	€27	€4	€16	€3	€4
<i>Milk Traits</i>	Milk Kg	Fat Kg	Prot Kg	Fat %	Prot %					
	-231	1.04	.84	0.18	0.16					
<i>Fertility Traits</i>	CI	Survival								
	-4.1(days)	1.1(%)								
<i>Calving Traits</i>	Gestation	Risk of dairy heifer calving diff	Heifer cdiff (%)	Cow cdiff (%)						
	-3.6(days)	N/A	6.5 (Rel:64%)	2.6 (Rel:65%)						

Owner Thomas Creagh. Ballybuggy, Rathdowney, Co Laois

Sire Sire Verified (SNP)

Dam's Sire

Olcastletown Casper (FR7752) €216

Coolnasoon Art (FR2249)

Yield Data of Dam :372219697662480Dam Verified (SNP) €149

Milk Kgs	BF%	PR%	BfKgs	PrKgs	SCC	Days	Lact	Calving Date
4256	4.25	3.55	181	151	193	305	1	04-02-22
5684	4.71	3.36	268	191	33	293	2	15-03-23
6244	4.15	3.62	259	226	26	305	3	04-03-24
7447	3.82	3.70	285	275	102	299	4	10-04-25

LOT 30A **GENOTYPED** 
372219697613400 (3400) EBI €228

HO (72%),FR (25%)
 04-Mar-2024 Female

<i>Overall Indexes</i>	EBI	EBI Rel	Milk	Fert	Carbon	Calv	Beef	Maint	Mgmt	Health
	€228	58%	€30	€125	€18	€26	€2	€22	€2	€2
<i>Milk Traits</i>	Milk Kg	Fat Kg	Prot Kg	Fat %	Prot %					
	-184	6.05	-.41	0.24	0.11					
<i>Fertility Traits</i>	CI	Survival								
	-7.1(days)	2.4(%)								
<i>Calving Traits</i>	Gestation	Risk of dairy heifer calving diff	Heifer cdiff (%)	Cow cdiff (%)						
	-2.99(days)	N/A	5.9 (Rel:63%)	2.5 (Rel:65%)						

Owner Thomas Creagh. Ballybuggy, Rathdowney, Co Laois

Sire Sire Verified (SNP)

Dam's Sire

Olcastletown Casper (FR7752) €216

Scartflesk Ronald (FR4717)

Yield Data of Dam :372219697632791Dam Verified (SNP) €165

Milk Kgs	BF%	PR%	BfKgs	PrKgs	SCC	Days	Lact	Calving Date
5096	5.54	3.74	282	191	297	305	1	16-02-23
5109	4.95	3.72	253	190	44	283	2	04-03-24
7300	4.74	4.15	346	303	141	305	3	13-02-25

LOT 30B **GENOTYPED**
372219697663396 (3396) EBI €161

HO (75%),FR (25%)
 02-Mar-2024 Female

<i>Overall Indexes</i>	EBI	EBI Rel	Milk	Fert	Carbon	Calv	Beef	Maint	Mgmt	Health
	€161	58%	€39	€73	€8	€30	€1	€19	-€1	-€9
<i>Milk Traits</i>	Milk Kg	Fat Kg	Prot Kg	Fat %	Prot %					
	-17	1.48	5.04	0.04	0.10					
<i>Fertility Traits</i>	CI	Survival								
	-4.3(days)	1.2(%)								
<i>Calving Traits</i>	Gestation	Risk of dairy heifer calving diff	Heifer cdiff (%)	Cow cdiff (%)						
	-4.01(days)	N/A	6.2 (Rel:64%)	2.7 (Rel:65%)						

Owner Thomas Creagh. Ballybuggy, Rathdowney, Co Laois

Sire Sire Verified (SNP)

Dam's Sire

Olcastletown Casper (FR7752) €216

Coolnasoon Art (FR2249)

Yield Data of Dam :372219697622502Dam Verified (SNP) €160

Milk Kgs	BF%	PR%	BfKgs	PrKgs	SCC	Days	Lact	Calving Date
4304	4.62	3.72	199	160	39	236	1	16-04-22
6023	4.71	3.73	284	225	43	293	2	21-03-23
6656	4.49	3.75	299	250	35	305	3	02-03-24

LOT 30C **GENOTYPED**
372219697623392 (3392) EBI €191

HO (78%),FR (19%)
 01-Mar-2024 Female

<i>Overall Indexes</i>	EBI	EBI Rel	Milk	Fert	Carbon	Calv	Beef	Maint	Mgmt	Health
	€191	57%	€29	€84	€7	€25	€25	€22	-€2	€0
<i>Milk Traits</i>	Milk Kg	Fat Kg	Prot Kg	Fat %	Prot %					
	29	4.78	3.24	0.06	0.04					
<i>Fertility Traits</i>	CI	Survival								
	-4.5(days)	1.9(%)								
<i>Calving Traits</i>	Gestation	Risk of dairy heifer calving diff	Heifer cdiff (%)	Cow cdiff (%)						
	-3.08(days)	N/A	5.6 (Rel:62%)	2.3 (Rel:63%)						

Owner Thomas Creagh. Ballybuggy, Rathdowney, Co Laois


Sire Sire Verified (SNP)

Dam's Sire

Olcastletown Casper (FR7752) €216

Yield Data of Dam :372219697672003Dam Verified (SNP) €155

Milk Kgs	BF%	PR%	BfKgs	PrKgs	SCC	Days	Lact	Calving Date
4522	4.29	3.63	194	164	35	305	1	14-02-19
6220	4.06	3.39	253	211	56	251	2	11-03-20
6581	4.59	3.50	302	230	98	288	3	07-02-21
7646	4.45	3.44	340	263	44	305	4	04-02-22
7558	4.44	3.45	335	261	47	305	5	09-02-23
7333	4.13	3.40	303	249	35	302	6	01-03-24
8628	3.85	3.23	332	278	38	266	7	11-03-25

LOT 31 GENOTYPED 
372219697693382 (3382) EBI €164

HO (72%),FR (25%)
 28-Feb-2024 Female

<i>Overall Indexes</i>	EBI	EBI Rel	Milk	Fert	Carbon	Calv	Beef	Maint	Mgmt	Health
	€164	60%	€4	€85	€14	€19	€14	€14	€1	€12
<i>Milk Traits</i>	Milk Kg	Fat Kg	Prot Kg	Fat %	Prot %					
	-138	-3.91	-.34	0.03	0.08					
<i>Fertility Traits</i>	CI	Survival								
	-4.7(days)	1.8(%)								
<i>Calving Traits</i>	Gestation	Risk of dairy heifer calving diff	Heifer cdiff (%)	Cow cdiff (%)						
	-2.02(days)	N/A	4.6 (Rel:62%)	2.3 (Rel:64%)						

Owner Thomas Creagh. Ballybuggy, Rathdowney, Co Laois

Sire Sire Verified (SNP)


Bawngarra Bród (FR6622) €206

Dam's Sire

(IE221326341577)

Yield Data of Dam :372219697671987Dam Verified (SNP) €120

Milk Kgs	BF%	PR%	BfKgs	PrKgs	SCC	Days	Lact	Calving Date
3706	4.38	3.63	162	135	26	305	1	25-02-19
5202	4.59	3.46	239	180	21	277	2	16-03-20
4895	4.13	3.48	202	170	55	301	3	15-02-21
5265	3.76	3.30	198	174	47	248	4	04-04-22
5191	4.83	3.48	251	181	142	305	5	09-02-23
5614	4.00	3.12	225	175	34	288	6	28-02-24
6831	3.81	3.40	261	232	75	299	7	21-02-25

LOT 31A GENOTYPED 
372219697693358 (3358) EBI €220

HO (72%),FR (22%)
 21-Feb-2024 Female

<i>Overall Indexes</i>	EBI	EBI Rel	Milk	Fert	Carbon	Calv	Beef	Maint	Mgmt	Health
	€220	59%	€24	€102	€18	€50	-€5	€26	-€9	€13
<i>Milk Traits</i>	Milk Kg	Fat Kg	Prot Kg	Fat %	Prot %					
	-156	2.14	.29	0.15	0.10					
<i>Fertility Traits</i>	CI	Survival								
	-5.7(days)	2.1(%)								
<i>Calving Traits</i>	Gestation	Risk of dairy heifer calving diff	Heifer cdiff (%)	Cow cdiff (%)						
	-5.04(days)	N/A	4 (Rel:63%)	1.8 (Rel:65%)						

Owner Thomas Creagh. Ballybuggy, Rathdowney, Co Laois

Sire Sire Verified (SNP)


Leachtneill Beijing Srm (FR8106) €240

Dam's Sire

(Ig) Diamond Anton (FR2239)

Yield Data of Dam :372219697652430Dam Verified (SNP) €188

Milk Kgs	BF%	PR%	BfKgs	PrKgs	SCC	Days	Lact	Calving Date
4368	4.50	3.53	197	154	56	281	1	07-03-22
6031	4.20	3.46	253	209	62	298	2	10-03-23
6442	4.06	3.41	261	219	71	305	3	21-02-24
6574	3.98	3.47	262	228	184	276	4	01-03-25

LOT 31B GENOTYPED 
372219697653354 (3354) EBI €207

HO (63%),FR (31%)
 20-Feb-2024 Female

<i>Overall Indexes</i>	EBI	EBI Rel	Milk	Fert	Carbon	Calv	Beef	Maint	Mgmt	Health
	€207	54%	€31	€91	€15	€40	-€5	€19	€3	€13
<i>Milk Traits</i>	Milk Kg	Fat Kg	Prot Kg	Fat %	Prot %					
	-75	1.78	2.77	0.08	0.09					
<i>Fertility Traits</i>	CI	Survival								
	-5(days)	1.9(%)								
<i>Calving Traits</i>	Gestation	Risk of dairy heifer calving diff	Heifer cdiff (%)	Cow cdiff (%)						
	-5.2(days)	N/A	5.5 (Rel:65%)	2.3 (Rel:59%)						


Owner Thomas Creagh. Ballybuggy, Rathdowney, Co Laois

Sire Sire Verified (SNP)
(372219697672853) €201

Dam's Sire
(Ig) Kilfeacle Pivotal (FR4728)

Yield Data of Dam :372219697652901Dam Verified (SNP) €181

Milk Kgs	BF%	PR%	BfKgs	PrKgs	SCC	Days	Lact	Calving Date
4081	4.69	3.71	191	151	95	305	1	20-02-24
5470	4.11	3.63	225	199	61	254	2	23-03-25

LOT 31C GENOTYPED 
372219697633352 (3352) EBI €211

HO (75%),FR (19%)
 20-Feb-2024 Female

<i>Overall Indexes</i>	EBI	EBI Rel	Milk	Fert	Carbon	Calv	Beef	Maint	Mgmt	Health
	€211	59%	€21	€132	€18	€8	€19	€0	-€5	€16
<i>Milk Traits</i>	Milk Kg	Fat Kg	Prot Kg	Fat %	Prot %					
	-204	.37	-.24	0.15	0.12					
<i>Fertility Traits</i>	CI	Survival								
	-8.7(days)	1.1(%)								
<i>Calving Traits</i>	Gestation	Risk of dairy heifer calving diff	Heifer cdiff (%)	Cow cdiff (%)						
	-2.89(days)	N/A	9 (Rel:62%)	3.5 (Rel:64%)						

Owner Thomas Creagh. Ballybuggy, Rathdowney, Co Laois

Sire Sire Verified (SNP)
Browney Barna Srm (FR6481) €211

Dam's Sire

Yield Data of Dam :372219697632635Dam Verified (SNP) €207

Milk Kgs	BF%	PR%	BfKgs	PrKgs	SCC	Days	Lact	Calving Date
4532	4.85	3.66	220	166	76	302	1	06-03-23
5852	4.27	3.53	250	206	30	302	2	20-02-24
7208	4.36	3.80	314	274	58	300	3	05-02-25

LOT 32 **GENOTYPED** 
372219697643345 (3345) EBI €264

HO (72%),FR (28%)
 18-Feb-2024 Female

<i>Overall Indexes</i>	EBI	EBI Rel	Milk	Fert	Carbon	Calv	Beef	Maint	Mgmt	Health
	€264	53%	€18	€127	€29	€23	€10	€31	€8	€18
<i>Milk Traits</i>	Milk Kg	Fat Kg	Prot Kg	Fat %	Prot %					
	-269	-2.16	-91	0.15	0.15					
<i>Fertility Traits</i>	CI	Survival								
	-7(days)	2.7(%)								
<i>Calving Traits</i>	Gestation	Risk of dairy heifer calving diff	Heifer cdiff (%)	Cow cdiff (%)						
	-3.31(days)	N/A	5.9 (Rel:63%)	2.6 (Rel:63%)						

Owner Thomas Creagh. Ballybuggy, Rathdowney, Co Laois

Sire Sire Verified (SNP)


(Ig)Shantullig Reuben Srm (FR8637) €265

Dam's Sire

(372219697622329)

Yield Data of Dam :372219697612807Dam Verified (SNP) €204

Milk Kgs	BF%	PR%	BfKgs	PrKgs	SCC	Days	Lact	Calving Date
4136	5.36	3.76	222	156	336	292	1	16-03-23
4392	4.86	3.86	213	169	50	304	2	18-02-24
5378	5.11	3.98	275	214	52	292	3	13-02-25

LOT 32A **GENOTYPED** 
372219697623335 (3335) EBI €195

HO (75%),FR (19%)
 17-Feb-2024 Female

<i>Overall Indexes</i>	EBI	EBI Rel	Milk	Fert	Carbon	Calv	Beef	Maint	Mgmt	Health
	€195	52%	€42	€69	€5	€28	€2	€29	€1	€19
<i>Milk Traits</i>	Milk Kg	Fat Kg	Prot Kg	Fat %	Prot %					
	167	2.59	7.93	-0.07	0.04					
<i>Fertility Traits</i>	CI	Survival								
	-4.1(days)	1.1(%)								
<i>Calving Traits</i>	Gestation	Risk of dairy heifer calving diff	Heifer cdiff (%)	Cow cdiff (%)						
	-3.68(days)	N/A	6.4 (Rel:61%)	2.7 (Rel:57%)						

Owner Thomas Creagh. Ballybuggy, Rathdowney, Co Laois

Sire Sire Verified (SNP)

(372219697672853) €201

Dam's Sire

(Ig) Doonmanagh Seville (FR4547)

Yield Data of Dam :372219697612856Dam Verified (SNP) €150

Milk Kgs	BF%	PR%	BfKgs	PrKgs	SCC	Days	Lact	Calving Date
4485	4.70	3.73	211	167	186	305	1	17-02-24
7276	4.17	3.87	304	282	72	304	2	16-02-25

LOT 32B GENOTYPED 
372219697663322 (3322) EBI €206

HO (81%),FR (16%)
 14-Feb-2024 Female

<i>Overall Indexes</i>	EBI	EBI Rel	Milk	Fert	Carbon	Calv	Beef	Maint	Mgmt	Health
	€206	54%	€38	€93	€15	€9	-€3	€41	-€1	€14
<i>Milk Traits</i>	Milk Kg	Fat Kg	Prot Kg	Fat %	Prot %					
	-13	9.11	2.48	0.17	0.05					
<i>Fertility Traits</i>	CI	Survival								
	-4.2(days)	3.1(%)								
<i>Calving Traits</i>	Gestation	Risk of dairy heifer calving diff	Heifer cdiff (%)	Cow cdiff (%)						
	-2.42(days)	N/A	7.6 (Rel:60%)	3 (Rel:63%)						

Owner Thomas Creagh. Ballybuggy, Rathdowney, Co Laois


Sire Sire Verified (SNP)

Dam's Sire

(Ig) Keraun Neegan Srm (FR9265) €219

Yield Data of Dam :372219697651977Dam Verified (SNP) €177

Milk Kgs	BF%	PR%	BfKgs	PrKgs	SCC	Days	Lact	Calving Date
3761	5.88	3.84	221	144	56	305	1	12-02-19
6179	5.45	3.57	336	221	23	305	2	12-02-20
6084	6.01	3.61	366	220	36	303	3	16-02-21
6338	5.24	3.72	332	236	505	295	4	16-02-22
6026	5.48	3.64	330	219	50	286	5	22-03-23
6386	5.26	3.65	336	233	41	305	6	14-02-24
7031	5.05	3.64	355	256	49	297	7	16-02-25

LOT 32C GENOTYPED 
372219697653321 (3321) EBI €133

HO (75%),FR (19%)
 14-Feb-2024 Female

<i>Overall Indexes</i>	EBI	EBI Rel	Milk	Fert	Carbon	Calv	Beef	Maint	Mgmt	Health
	€133	60%	€29	€46	€2	€22	€38	-€22	-€2	€19
<i>Milk Traits</i>	Milk Kg	Fat Kg	Prot Kg	Fat %	Prot %					
	-176	1.09	1.14	0.14	0.13					
<i>Fertility Traits</i>	CI	Survival								
	-2.4(days)	1.2(%)								
<i>Calving Traits</i>	Gestation	Risk of dairy heifer calving diff	Heifer cdiff (%)	Cow cdiff (%)						
	-3.96(days)	N/A	8.2 (Rel:62%)	3.1 (Rel:65%)						

Owner Thomas Creagh. Ballybuggy, Rathdowney, Co Laois

Sire Sire Verified (SNP)

Dam's Sire

Browney Barna Srm (FR6481) €211

Yield Data of Dam :372219697662159Dam Verified (SNP) €111

Milk Kgs	BF%	PR%	BfKgs	PrKgs	SCC	Days	Lact	Calving Date
4396	4.34	3.61	191	159	53	251	1	18-03-20
5897	4.55	3.77	268	222	57	294	2	25-02-21
4979	4.76	3.81	237	190	44	294	3	04-02-22
7024	4.87	3.61	342	254	35	305	4	18-02-23
6302	4.95	3.55	312	224	254	305	5	14-02-24
7680	4.33	3.55	333	273	46	305	6	06-04-25 (proj)

Herd Owner: JOHN HEFFERNAN

Designator: V2561220

Phone 023-8820452

Supplier Number: 9160064 / Manufacturing

Table 1: Arrabawn/ICBF Performance Score Card

	Your Herd	Arrabawn Average	Arrabawn Top 10%	Your Rank out of 100	Your Star Rating ¹
Milk performance for 2025 (Jan - Dec) based on Arrabawn data					
Fat + Protein (Kg/cow) Average Fat and Protein yield per cow for your herd	487	430	528	73%	★★★★★
Litres per Cow per Day Avg litres of Milk per cow from Jan - Dec 2025	16.69	14.39	17.6	81%	★★★★★
Fat % to end December 2025 Weighted average Fat % from Jan - Dec 2025	4.17	4.35	4.63	23%	★★
Protein % to end December 2025 Weighted average Protein % from Jan - Dec 2025	3.59	3.6	3.76	49%	★★★★
Average Milk Price (cpl) Incl. VAT Average milk price received from Jan - Dec 2025, Includes Bonuses/Penalties, Excludes Levies)	51.6	52.4	55.7	38%	★★
SCC (,000 cells/ml) The weighted average Somatic Cell Count for Jan - Dec 2025	83	179	81	89%	★★★★★
Fertility & Calving data based on HerdPlus 2025 Calving Report					
Calving Interval (days) Average number of days between successive calvings for cows calved during the period	370	383	363	66%	★★★★★
Spring 6 Week Calving Rate Number of cows/heifers calved within the first 6 wks (102) as a proportion of all cows calved during the Spring (122)	84%	72%	91%	74%	★★★★★
% with known Sire and Calving Survey recorded Calves where sire (122) and calving survey (122) are recorded as a proportion of all births during the period (122)	100%	69%	100%	100%	★★★★★
%AI bred replacements Calves born in the period from dairy AI (17) as a proportion of dairy females born (17)	100%	58%	100%	100%	★★★★★
% of Heifers Calved at 22-26 months No. of heifers calved (21) that were between 22 & 26 months of age (28)	75%	74%	100%	32%	★★
EBI Statistics based on the latest HerdPlus EBI report 2026					
Herd EBI (2026) Average EBI for Cows (79) with EBI data	€99	€106	€166	44%	★★★
EBI of 2026 Inseminations Weighted Average EBI of dairy AI bulls recorded in Spring 2026	n/a	€203	€250	n/a	
Table of Terms					
Arrabawn Average	The average performance of all Arrabawn Suppliers				
Arrabawn Top 10%	The top 10% cut off point of all Arrabawn Suppliers				
Your Rank out of 100	Your performance expressed across all Arrabawn herds eg. 1% = Bottom Supplier, 50% = Average Supplier 100% = Top Supplier				
Your Star Rating	Your performance is displayed in stars e.g. 1 star is bottom 20% and 5 stars = top 20%				
Eligible Cows	Number of dairy cows in the herd on December 2025				
¹ ★ = 0 - 20% ★★ = 21 - 40% ★★★ = 41 - 60% ★★★★ = 61 - 80% ★★★★★ = 81 - 100%					

Brendan Phelan
Beechmount Farm
Knockbrit
Fethard Co Tipperary

Overall Traits	EBI	EBI Rel.	Milk	Fertility	Carbon	Calving	Beef	Maint.	Mgmt.	Health
Group Average	€113	66%	€31	€30	€9	€17	€-30	€46	€-1	€10
Milk Traits	Milk Kg	Fat Kg	Protein Kg	Fat %	Protein %					
Group Average	6	8.69	1.89	0.15%	0.03%					

LOT 42

HO (59%),JE (25%)

372224026882453 (2453) EBI €113

25-Feb-2022 Female

<i>Overall Indexes</i>	EBI	EBI Rel	Milk	Fert	Carbon	Calv	Beef	Maint	Mgmt	Health
	€113	66%	€31	€30	€9	€17	-€30	€46	-€1	€10
<i>Milk Traits</i>	Milk Kg	Fat Kg	Prot Kg	Fat %	Prot %					
	6	8.69	1.89	0.15	0.03					
<i>Fertility Traits</i>	CI	Survival								
	-.8(days)	1.7(%)								
<i>Calving Traits</i>	Gestation	Risk of dairy heifer calving diff		Heifer cdiff (%)		Cow cdiff (%)				
	-2.55(days)	N/A		6.4 (Rel:63%)		2.6 (Rel:64%)				

Yield Data

Milk Kgs	BF%	PR%	BfKgs	PrKgs	SCC	Days	Lact	Calving Date
4337	4.75	3.63	206	157	48	305	1	08-02-24
5607	5	3.76	281	211	53	293	2	03-03-25
5997	4.55	3.78	273	227	28	305	3	09-02-26 (proj)

Sire Sire Verified (SNP)**Gortcreen Sebastain (FR2314) €116***Dam's Sire***Devon Hmj Sentinel S3j (JSL)**

LOT 42A**Cashelblue Daffodil 2673 EBI €54**

18-Jan-2021

372217815022673 (15)

<i>Overall Indexes</i>	EBI	EBI Rel	Milk	Fert	Carbon	Calv	Beef	Maint	Mgmt	Health
	€54	69%	€4	€3	-€7	€15	€23	€0	-€1	€17
<i>Milk Traits</i>	Milk Kg	Fat Kg	Prot Kg	Fat %	Prot %					
	161	-1.42	3.63	-0.13	-0.03					
<i>Fertility Traits</i>	CI	Survival								
	0(days)	.2(%)								
<i>Calving Traits</i>	Gestation	Risk of dairy heifer calving diff		Heifer cdiff (%)		Cow cdiff (%)				
	-2.74(days)	N/A		7.3 (Rel:65%)		3 (Rel:70%)				
<i>Type Traits</i>	Overall	Feet/Legs	Udder							
	1.41	1.06	1.27							

Breeder Sarah Furno. Beechmount, Fethard, Co Tipperary*Yield Data*

Milk Kgs	BF%	PR%	BfKgs	PrKgs	SCC	Days	Lact	Calving Date
5481	4	3.39	219	186	28	305	1	20-11-22
4895	3.95	3.55	193	174	100	305	2	08-02-24
6424	3.98	3.49	256	224	38	265	3	28-03-25

Sire Sire Verified (SNP)**Co-Op Bosside Massey-Et (S1383) €-14**by **Mascol ET (MCL)***Dam***Cashelblue Daffodil 35 GP 84 IE341080551715 €-33**by **Huddleston Spooky P1 (OOK)**

Milk Kgs	BF%	PR%	BfKgs	PrKgs	SCC	Days	Lact	Calving Date
5100	4.10	3.57	209	182	36	305	1	08-02-14
5804	4.72	4.12	274	239	103	305	2	14-01-15
6685	4.39	3.29	294	220	33	248	3	22-11-16
8515	4.07	3.22	347	274	162	263	4	11-10-17
6628	4.65	3.70	308	245	104	305	5	10-09-18
8179	3.62	3.46	296	283	99	305	6	29-08-19
7882	4.68	3.55	369	280	163	305	7	18-01-21
5324	4.82	3.26	257	173	57	185	8	14-10-22

*G Dam***Cashelblue Daffodil 1449 IE341080531449**by **Cashelblue Hanno (IE341080551104)**

Milk Kgs	BF%	PR%	BfKgs	PrKgs	SCC	Days	Lact	Calving Date
6730	3.82	3.32	257	223	117	305	1	08-01-12
7024	3.71	3.67	260	258	831	305	2	05-01-13
9534	3.63	3.40	346	324	95	305	3	03-10-14
6970	3.93	3.37	274	235	1799	305	5	22-09-17

*3rd Dam***Cashelblue Daffodil 19 IE341080511240**by **Carol Storm Cocherill (CCZ)**

Milk Kgs	BF%	PR%	BfKgs	PrKgs	SCC	Days	Lact	Calving Date
4841	4.13	3.31	200	160	128	286	1	28-09-09
7204	3.58	3.55	258	256	227	305	2	01-09-10
7279	4.07	3.43	296	250	137	305	3	05-09-11
8451	3.74	3.47	316	293	153	305	4	07-01-13
7540	3.79	3.50	286	264	230	255	5	27-02-14
7359	4.02	3.38	296	249	273	305	6	19-01-15

4th Dam

Cashelblue Daffofil 4 RI09483321

by Dovea Royal (DRL)

Milk Kgs	BF%	PR%	BfKgs	PrKgs	SCC	Days	Lact	Calving Date
5661	3.99	3.54	226	200	48	305	1	18-07-00
7324	4.15	3.62	304	265	122	305	2	23-08-01
7485	3.93	3.61	294	270	177	305	3	09-08-02
5975	4.03	3.71	241	222	277	268	4	19-08-03
7698	4.46	3.51	343	271	414	305	5	28-07-04
6128	4.63	3.57	284	219	627	305	6	17-08-05
7414	4.14	3.51	307	260	348	305	7	25-08-06
7180	4.34	3.53	312	253	437	293	8	04-09-07
4540	4.81	3.55	219	161	372	245	9	26-10-08
6123	4.00	3.30	245	202	844	223	10	30-11-09
6314	3.95	3.52	250	222	431	303	11	30-12-10
6665	4.33	3.30	289	220	1042	272	12	19-12-11
8314	4.64	3.50	386	291	2064	305	13	01-11-12

5th Dam

Cashelblue Daffofil 3 GP 83 0101506020

by F16 Rocket C EX (RCC)

Milk Kgs	BF%	PR%	BfKgs	PrKgs	SCC	Days	Lact	Calving Date
3715	3.77	3.68	140	137	55	286	1	12-03-97
6082	3.56	3.55	216	216	83	285	2	12-02-98
5686	3.41	3.51	194	199	81	260	3	25-02-99
5814	3.34	3.69	194	215	123	296	4	17-01-00
6858	3.87	3.38	265	232	125	303	5	08-01-01
4637	3.58	3.63	166	169	196	269	6	21-01-02
7266	3.54	3.36	258	244	156	279	7	05-01-03
3414	3.71	3.68	127	126	671	182	8	09-01-04
6057	3.56	3.41	216	206	210	305	9	21-01-05

6th Dam

Cashelblue Daffofil 0101369013

by Wilowna Escort VG 85 (WET)

Milk Kgs	BF%	PR%	BfKgs	PrKgs	SCC	Days	Lact	Calving Date
5022	4.22	3.45	212	173	0	303	1	20-08-91
4738	4.18	3.23	198	153	0	240	2	26-10-92
6404	4.17	3.50	267	224	146	305	3	17-01-94
5710	3.76	3.44	215	196	69	246	4	25-01-95
6500	4.10	3.56	267	232	199	290	5	02-02-96
6169	3.87	3.48	239	215	98	292	6	18-01-97
6087	3.84	3.50	234	213	212	305	7	24-02-98

LOT 42B**Cashelblue Alma 11 EBI €73**

28-Sep-2020

372217815062628 (300)**Last Recorded Service:** 28-Jun-2025 - HE9382**Expected Calving Date:** 11-Apr-2026

<i>Overall Indexes</i>	EBI	EBI Rel	Milk	Fert	Carbon	Calv	Beef	Maint	Mgmt	Health
	€73	59%	-€21	€29	€17	€6	-€15	€53	-€8	€12
<i>Milk Traits</i>	Milk Kg	Fat Kg	Prot Kg	Fat %	Prot %					
	116	-3.95	-0.02	-0.15	-0.07					
<i>Fertility Traits</i>	CI	Survival								
	-2.2(days)	0(%)								
<i>Calving Traits</i>	Gestation	Risk of dairy heifer calving diff		Heifer cdiff (%)		Cow cdiff (%)				
	-1.55(days)	N/A		6.1 (Rel:52%)		2.5 (Rel:56%)				
<i>Type Traits</i>	Overall	Feet/Legs	Udder							
	0.13	0.61	-0.61							

Breeder Sarah Furno. Beechmount, Fethard, Co Tipperary*Yield Data*

Milk Kgs	BF%	PR%	BfKgs	PrKgs	SCC	Days	Lact	Calving Date
5590	4.14	3.32	232	186	37	305	1	03-09-22
5530	4.15	3.49	230	193	42	305	2	25-01-24
6810	3.68	3.44	250	234	153	305	3	31-01-25

*Sire***Relough Directive (FR4534) €133**by **Sandy-Valley-I Penmanship (FR2262)***Dam***Cashelblue Bowser Alma 2337 G 75 IE341080592337 €35** by **Cashelblue Bowser EX 90 (IE341080581949)**

Milk Kgs	BF%	PR%	BfKgs	PrKgs	SCC	Days	Lact	Calving Date
7523	4.00	3.29	301	248	90	305	1	28-09-20

*G Dam***Cashelblue Alma 5 GP 80 IE341080522074**by **Modeligo Supreme (PZS)**

Milk Kgs	BF%	PR%	BfKgs	PrKgs	SCC	Days	Lact	Calving Date
3461	4.17	3.44	144	119	50	174	1	20-03-17
6886	3.91	3.39	270	233	74	305	2	05-03-18
8616	4.12	3.26	355	281	109	305	3	30-08-19

*3rd Dam***Cashelblue Alma 2 GP 82 IE341080511570**by **Cashelblue Ruud (IE341080581239)**

Milk Kgs	BF%	PR%	BfKgs	PrKgs	SCC	Days	Lact	Calving Date
4013	4.26	3.69	171	148	40	293	1	15-10-12
6188	4.18	3.36	258	208	39	305	2	30-09-13
7227	4.43	3.28	320	237	50	305	3	12-09-14
6354	4.04	3.13	256	199	64	258	4	22-02-16
4546	3.66	3.18	166	145	67	174	5	20-03-17
6606	3.86	3.21	255	212	56	305	6	17-04-18
7698	4.49	3.27	346	252	31	261	7	13-10-19
5047	4.15	2.99	209	151	60	202	8	16-09-20

4th Dam

Cashelblue Alma VG 86 IE341080540591

by Fustead Leadman Charm ET (FDC)

Milk Kgs	BF%	PR%	BfKgs	PrKgs	SCC	Days	Lact	Calving Date
4943	3.81	3.16	188	156	87	252	1	09-01-04
7540	3.32	3.02	250	228	155	305	2	13-12-04
8654	3.48	3.18	301	275	413	305	3	22-09-06
7231	4.53	3.26	327	236	563	305	4	01-08-08
7338	3.90	3.19	286	234	313	305	5	06-09-09
8011	3.61	3.23	290	258	282	305	6	05-10-10
8914	3.61	3.14	322	280	574	305	7	14-10-11
7040	3.67	3.15	259	222	478	302	8	26-01-13
7452	3.64	3.22	272	240	1220	305	9	27-02-14

5th Dam

IENHTL0055K

Milk Kgs	BF%	PR%	BfKgs	PrKgs	SCC	Days	Lact	Calving Date
5697	3.80	3.06	217	174	352	305	1	14-02-99
5916	3.81	3.17	226	187	102	299	2	20-02-00
7036	4.26	3.11	300	219	163	305	3	18-01-01
6947	3.60	2.92	250	203	417	298	4	07-01-02
7392	3.29	2.87	243	212	367	305	6	19-04-04

6th Dam

Cashelblue Anna 3 0101414735

by Gornal Star Bonus ET (GSB)

Milk Kgs	BF%	PR%	BfKgs	PrKgs	SCC	Days	Lact	Calving Date
3997	3.89	3.14	156	125	176	259	1	16-03-94
6081	3.73	3.29	227	200	592	305	2	25-02-95
7388	3.68	3.09	272	228	250	305	3	26-08-96
5102	3.93	2.98	200	152	574	227	4	26-08-98

LOT 42C**Cashelblue Blue Blonde 3 (78) EBI €30**

11-Sep-2019

372217815092390 (439)

<i>Overall Indexes</i>	EBI	EBI Rel	Milk	Fert	Carbon	Calv	Beef	Maint	Mgmt	Health
	€30	70%	€41	-€27	-€13	€17	€1	€7	€0	€4
<i>Milk Traits</i>	Milk Kg	Fat Kg	Prot Kg	Fat %	Prot %					
	300	4.07	9.45	-0.13	-0.01					
<i>Fertility Traits</i>	CI	Survival								
	1.7(days)	-.4(%)								
<i>Calving Traits</i>	Gestation	Risk of dairy heifer calving diff	Heifer cdiff (%)		Cow cdiff (%)					
	-2.74(days)	N/A	6.4 (Rel:66%)		2.8 (Rel:70%)					
<i>Type Traits</i>	Overall	Feet/Legs	Udder							
	1.30	1.11	1.59							

Breeder Sarah Furno. Beechmount, Fethard, Co Tipperary*Yield Data*

Milk Kgs	BF%	PR%	BfKgs	PrKgs	SCC	Days	Lact	Calving Date
6974	3.91	3.31	272	231	44	305	1	21-08-21
6586	4	3.18	263	209	46	271	2	07-02-23
7103	3.73	3.4	265	241	43	280	3	05-03-24
7447	4.09	3.61	305	269	416	305	4	01-02-25
6800	4.08	3.68	277	250	200	305	5	05-02-26 (proj)

*Sire***Westcoast Perseus VG 87 (FR4187) €126**by **Sandy-Valley-I Penmanship (FR2262)***Dam***Cashelblue Blonde 2 VG 88 IE341080582063 €-160** by **Jardin (JDI)**

Milk Kgs	BF%	PR%	BfKgs	PrKgs	SCC	Days	Lact	Calving Date
6226	3.69	3.25	230	202	33	305	1	30-08-16
8963	3.52	3.17	316	284	238	305	2	25-01-18
11204	3.84	3.15	430	353	29	305	3	11-09-19
9708	3.61	3.14	351	305	48	305	4	10-09-20

*G Dam***Cashelblue Blondie 1319 GP 83 IE341080551319** by **Jocko Besne EX 95 (JKB)**

Milk Kgs	BF%	PR%	BfKgs	PrKgs	SCC	Days	Lact	Calving Date
8605	3.63	3.29	312	283	144	305	1	30-08-10
8563	3.45	3.14	295	269	58	236	2	25-09-11
11384	3.30	3.30	376	376	322	305	3	03-01-13
11094	3.55	3.31	394	367	232	305	4	25-07-14

*3rd Dam***Cashelblue Blondie 1033 IE341080591033** by **Kilcaragh Ked Juror 2 (IE351000941039)**

Milk Kgs	BF%	PR%	BfKgs	PrKgs	SCC	Days	Lact	Calving Date
5542	3.63	3.46	201	192	54	305	1	09-07-07
6830	3.91	3.32	267	226	84	305	2	05-08-08
8159	3.55	3.19	289	260	93	305	3	08-09-09
9440	3.55	3.31	335	312	1506	288	4	22-10-10
8876	3.89	3.22	345	286	188	305	5	08-12-11

*4th Dam***Cashelblue Blondie IE341080530789** by **Jorriellake (JLK)**

5th Dam

Gemma1 IE341080510416

Milk Kgs	BF%	PR%	BfKgs	PrKgs	SCC	Days	Lact	Calving Date
5901	3.81	3.48	225	205	46	262	2	25-08-03

6th Dam

Cashelblue Gema 4 VG 85 RI01600935

by **Cashelblue Martin (010569964)**

Milk Kgs	BF%	PR%	BfKgs	PrKgs	SCC	Days	Lact	Calving Date
7231	4.14	3.24	299	234	37	305	2	04-04-00
8199	3.80	3.34	312	274	80	305	3	19-03-01
8379	3.81	3.24	319	272	200	305	4	29-07-02
9514	3.64	3.20	346	304	117	296	5	17-09-03
9215	3.58	3.11	330	287	113	305	6	27-08-04
8953	3.43	3.04	307	272	93	284	7	09-11-05
6866	3.43	3.07	236	211	154	305	8	06-02-07
6583	3.60	3.16	237	208	598	305	9	29-01-08